




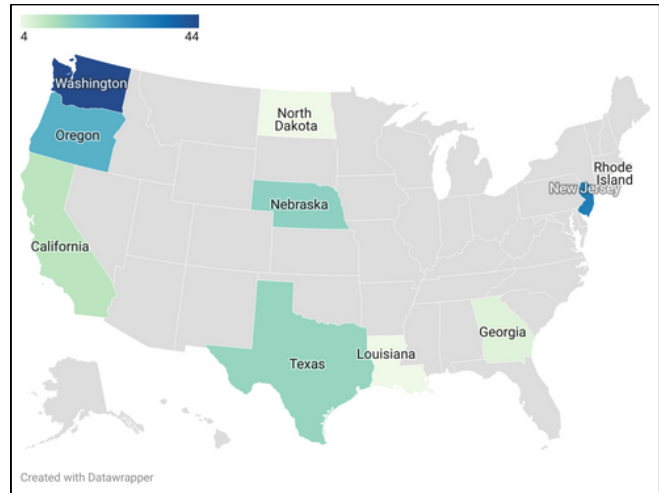
Yemen



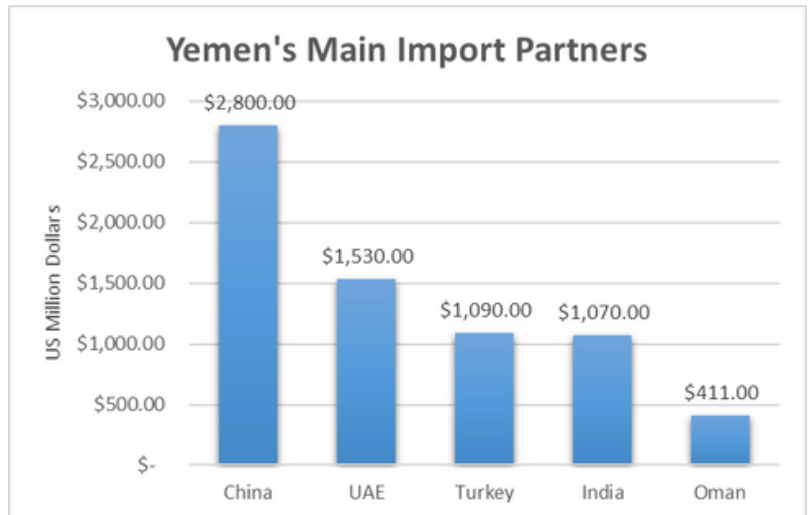
2023 Ranking: 16th Largest Export Market in MENA for U.S. Goods

In 2023, there was a 53.20% decrease in goods exports from the United States to the Republic of Yemen. Yemen's top imported sectors were Agricultural Products, Chemicals, Fabricated Metal Products, Processed Foods, Oil & Gas, and Transportation Equipment.

Top 10 U.S. States Export to Yemen	
State	Exports to Yemen (Millions)
All States	\$179
Washington	\$44
New Jersey	\$33
Oregon	\$22
Nebraska	\$15
Texas	\$14
California	\$10
Georgia	\$6
Rhode Island	\$4
North Dakota	\$4
Louisiana	\$4



Top Import Sectors from the USA	
Agricultural Products	\$107
Fabricated Metal Products	\$16
Processed Foods	\$16
Oil & Gas	\$7
Transportation Equipment	\$6



The data in this publication are drawn from the U.S. Bureau of the Census using the latest U.S. export information (June 2024). Export numbers may understate total U.S. exports because country-specific information for some products (e.g., mining, forestry, fishing, and waste and scrap) is not available.

