




Syria

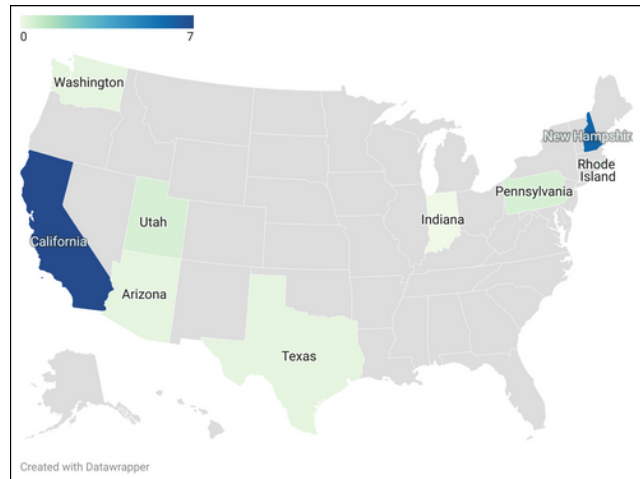


2023 Ranking: 20th Largest Export Market in MENA for U.S. Goods

In 2023, there was a 59.13% increase in goods exports from the United States to the Syrian Arab Republic. Syria's top imported sectors were Other Special Classification Provisions, Processed Foods, Miscellaneous Manufactures, Computer & Electronic Products, and Chemicals.

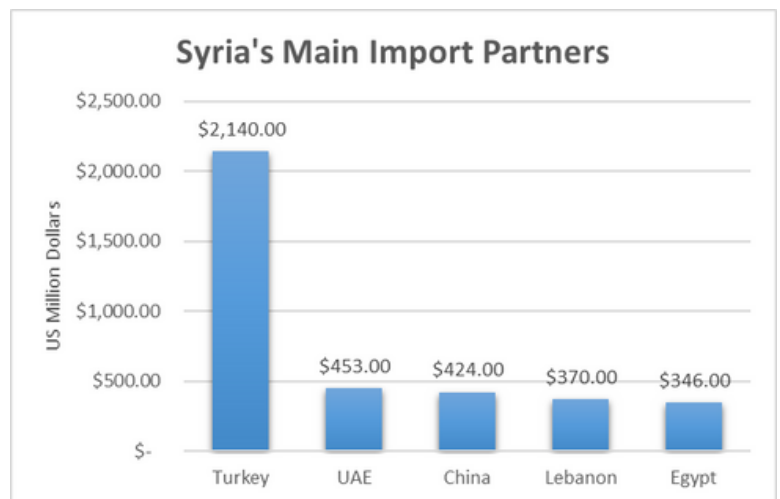
Top 10 U.S. States Export to Syria	
State	Exports to Syria (Millions)
All States	\$14
California	\$7
New Hampshire	\$6
Rhode Island	\$1
Utah	\$0
Puerto Rico	\$0
Pennsylvania	\$0
Arizona	\$0
Texas	\$0
Washington	\$0
Indiana	\$0

\$0 indicates total export value less than \$500 thousand



Top Import Sectors from the USA	
Other Special Classification Provisions	\$13
Processed Foods	\$1
Miscellaneous Manufactures	\$0
Computer & Electronic Products	\$0
Chemicals	\$0

\$0 indicates total export value less than \$500 thousand



The data in this publication are drawn from the U.S. Bureau of the Census using the latest U.S. export information (June 2024). Export numbers may understate total U.S. exports because country-specific information for some products (e.g., mining, forestry, fishing, and waste and scrap) is not available.

