




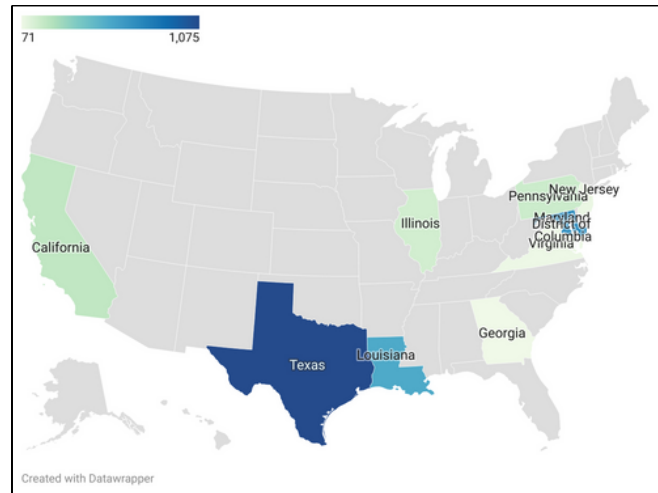
Morocco



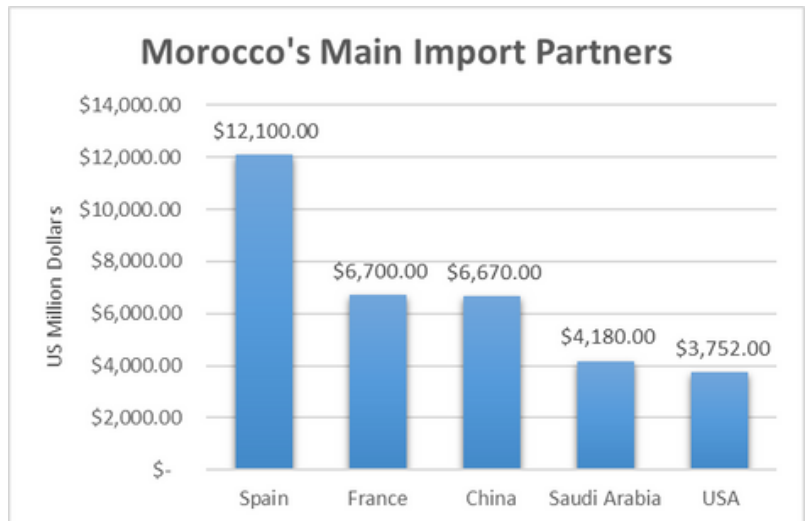
2023 Ranking: 5th Largest Export Market in MENA for U.S. Goods

As a result of the Free Trade Agreement (FTA) implemented in 2006, both countries are enjoying greater market access. In 2023, there was a 6.83% increase in goods exports from the United States to the Kingdom of Morocco. Morocco's top imported sectors were Oil & Gas, Transportation Equipment, Minerals & Ores, Chemicals, and Processed Foods.

Top 10 U.S. States Export to Morocco	
State	Exports to Morocco (Millions)
All States	\$3752
Texas	\$1,075
Maryland	\$713
Louisiana	\$564
California	\$208
Pennsylvania	\$174
Illinois	\$159
DC	\$105
New Jersey	\$86
Virginia	\$79
Georgia	\$71



Top Import Sectors from the USA	
Oil & Gas	\$884
Transportation Equipment	\$772
Minerals & Ores	\$332
Chemicals	\$301
Processed Foods	\$263



The data in this publication are drawn from the U.S. Bureau of the Census using the latest U.S. export information (June 2024). Export numbers may understate total U.S. exports because country-specific information for some products (e.g., mining, forestry, fishing, and waste and scrap) is not available.

