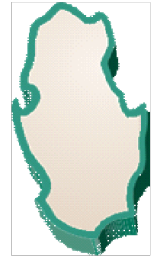




## Qatar

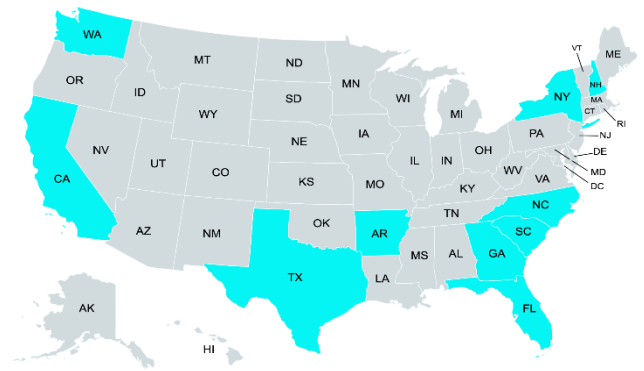


### 2022 Ranking: 4th Largest Export Market in MENA for U.S. Goods

In 2022 there was a 41% increase in exports from U.S. states to Qatar since 2021. Qatar's top imported sectors were Food & Kindred Products, Agricultural Products, Beverages & Tobacco Products, Fish, Fresh/chilled/frozen & Other Marine Products.

#### TOP 10 U.S. STATES EXPORTING TO QATAR

State	Exports to Qatar
All States	\$ 3,647,015,966
New York	\$ 412,952,815
Texas	\$ 408,697,476
Washington	\$ 391,736,752
Georgia	\$ 307,298,256
South Carolina	\$ 291,952,716
California	\$ 253,896,583
North Carolina	\$ 186,669,762
New Hampshire	\$ 149,944,430
Arizona	\$ 149,199,429
Florida	\$ 112,135,245

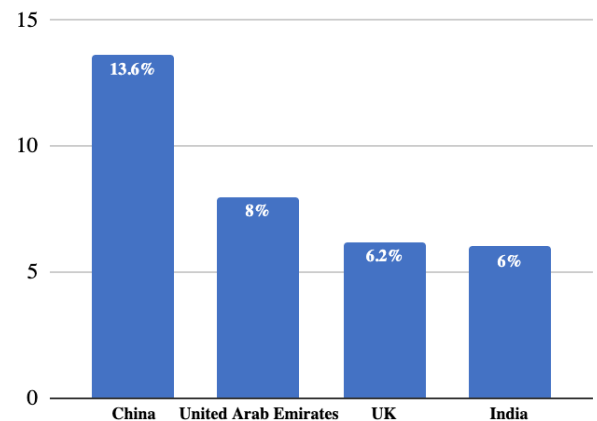


Created with mapchart.net

#### TOP 10 IMPORT SECTORS FROM THE USA

Food & Kindred Products	\$ 152,107,959
Agricultural Products	\$ 26,678,753
Beverages & Tobacco Products	\$ 7,227,462
Fish, Fresh/chilled/frozen & Other Marine Products	\$ 5,235,395
Textiles & Fabrics	\$ 3,222,750
Livestock & Livestock Products	\$ 912,651
Products Supporting Agriculture And Forestry	\$ 500,001
Minerals & Ores	\$ 442,353
Oil & Gas	\$ 26,475
Forestry Products, Nesoi	\$ 22,370

#### Qatar's Main Import Partners



The data in this publication are drawn from the U.S. Bureau of the Census using the latest U.S. export information (February 2023). Export numbers may understate total U.S. exports because country-specific information for some products (e.g., mining, forestry, fishing, and waste and scrap) is not available.



NATIONAL U.S.-ARAB CHAMBER OF COMMERCE

غرفة التجارة الأمريكية العربية الوطنية

WASHINGTON D.C. (HEADQUARTERS) • LOS ANGELES • NEW YORK  
1025 CONNECTICUT AVENUE, NW • SUITE 1000 • WASHINGTON D.C. 20036  
TEL: (202) 289-5920 • WWW.NUSACC.ORG