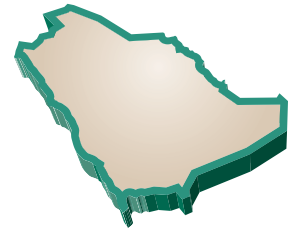




SAUDI ARABIA

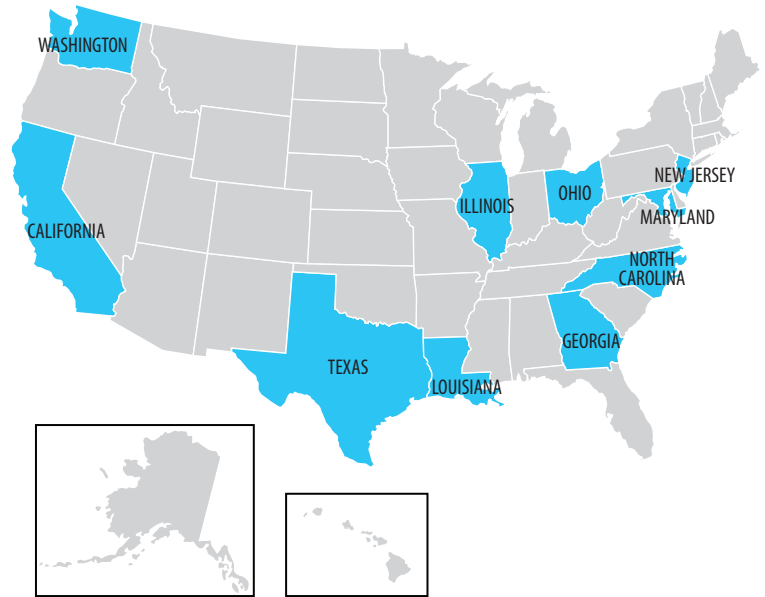


2016 Ranking: 19th Largest Export Market for U.S. Goods. (2015: 19th)

With growth in exports between the two countries, Saudi Arabia is the second largest export destination in the Middle East for the United States. Consistent with global trends, U.S. goods exports decreased by 8.47 percent in 2016, reaching \$18.02 billion, while Saudi exports to the United States decreased by 23.34 percent in the same year. Among the top imported sectors are Transportation Equipment, Machinery (except Electrical), and Chemicals.

TOP 10 STATES EXPORTING TO SAUDI ARABIA

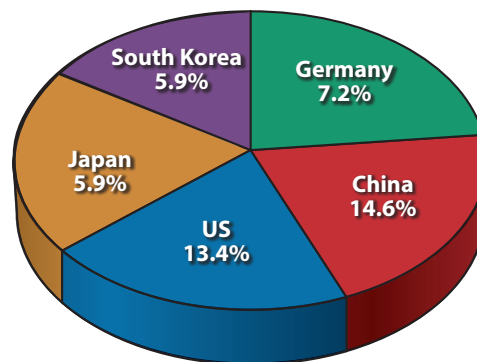
State	Total Exports to Saudi Arabia	Percent of State's Exports to the Arab World
U.S. Total	\$18,022,555,232	
Texas	\$2,806,695,536	29.90%
Washington	\$2,673,158,525	25.56%
North Carolina	\$1,611,387,826	69.08%
California	\$983,137,890	22.14%
New Jersey	\$845,724,688	37.69%
Illinois	\$670,035,299	34.92%
Louisiana	\$656,800,792	24.54%
Georgia	\$635,137,619	24.91%
Ohio	\$569,529,272	29.51%
Maryland	\$557,561,751	40.14%



TOP 10 IMPORT SECTORS FROM THE U.S.

Transportation Equipment	\$8,695,252,684
Machinery (except Electrical)	\$2,167,487,479
Chemicals	\$1,189,361,825
Computer & Electronic Products	\$1,110,655,547
Fabricated Metal Products	\$922,694,333
Agricultural Products	\$727,840,698
Electrical Equipment, Appliances & Components	\$727,710,678
Food & Kindred Products	\$675,130,688
Other Special Classification Provisions	\$367,277,409
Miscellaneous Manufactured Commodities	\$354,025,001

Comparison of Top Five Countries Exporting to Saudi Arabia (2015)



This chart identifies the market share of only the top five countries exporting to Saudi Arabia, so the percentages do not equal 100%. For additional information, please visit www.nusacc.org.

The data in this publication are drawn from the U.S. Bureau of the Census using the latest U.S. export information. Export numbers may understate total U.S. exports because county-specific information for some products (e.g., mining, forestry, fishing, and waste and scrap) is not available.



NATIONAL U.S.-ARAB CHAMBER OF COMMERCE • غرفة التجارة الأمريكية العربية الوطنية

WASHINGTON D.C. (HEADQUARTERS) • HOUSTON • LOS ANGELES • NEW YORK • SALT LAKE CITY

1101 17TH STREET N.W. • SUITE 1220 • WASHINGTON D.C. 20036

TEL: (202) 289-5920 • FAX: (202) 289-5938 • WWW.NUSACC.ORG