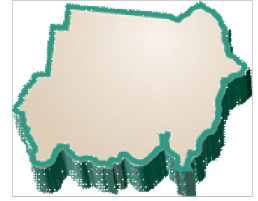




Sudan

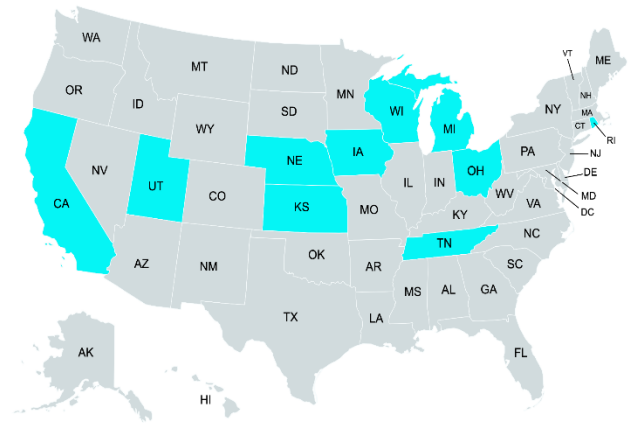


2022 Ranking: 18th Largest Export Market in MENA for U.S. Goods

In 2022 there was a 4% decrease in exports from U.S. states to Somalia since 2021. Sudan's top imported sectors were Agricultural Products, Food & Kindred Products, Livestock & Livestock Products.

TOP 10 U.S. STATES EXPORTING TO SUDAN

| State | Exports to Sudan |
|--------------|------------------|
| All States | \$ 146,740,645 |
| Nebraska | \$ 28,156,951 |
| California | \$ 22,687,591 |
| Ohio | \$ 18,663,944 |
| Rhode Island | \$ 14,992,053 |
| Utah | \$ 12,441,837 |
| Tennessee | \$ 10,975,633 |
| Kansas | \$ 8,602,868 |
| Michigan | \$ 7,249,906 |
| Iowa | \$ 5,618,298 |
| Wisconsin | \$ 4,101,389 |

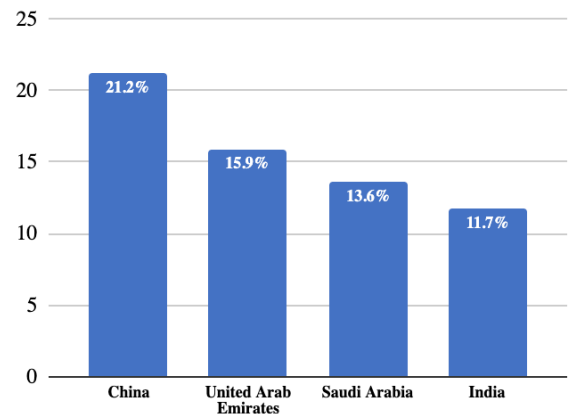


Created with mapchart.net

TOP IMPORT SECTORS FROM THE USA

| | |
|--------------------------------|---------------|
| Agricultural Products | \$ 66,896,238 |
| Food & Kindred Products | \$ 34,276,624 |
| Livestock & Livestock Products | \$ 545,270 |

Sudan's Main Import Partners



The data in this publication are drawn from the U.S. Bureau of the Census using the latest U.S. export information (February 2023). Export numbers may understate total U.S. exports because country-specific information for some products (e.g., mining, forestry, fishing, and waste and scrap) is not available.



NATIONAL U.S.-ARAB CHAMBER OF COMMERCE

غرفة التجارة الأمريكية العربية الوطنية

WASHINGTON D.C. (HEADQUARTERS) • LOS ANGELES • NEW YORK
1025 CONNECTICUT AVENUE, NW • SUITE 1000 • WASHINGTON D.C. 20036
TEL: (202) 289-5920 • WWW.NUSACC.ORG