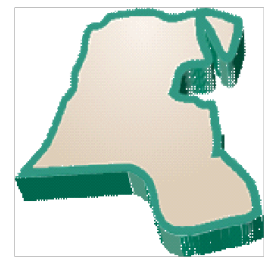




Kuwait

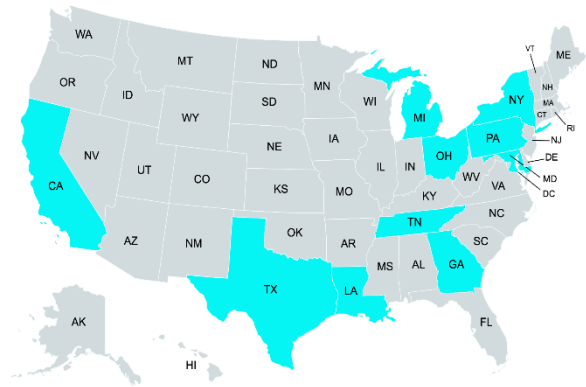


2022 Ranking: 6th Largest Export Market in MENA for U.S. Goods

In 2022 there was a 12% increase in exports from U.S. states to Kuwait since 2021. Kuwait's top imported sectors were Oil & Gas, Food & Kindred Products, Agricultural Products, Textiles & Fabrics.

TOP 10 U.S. STATES EXPORTING TO KUWAIT

State	Exports to Kuwait
All States	\$ 3,398,285,044
Louisiana	\$ 583,983,840
Texas	\$ 561,227,259
Ohio	\$ 424,903,109
Michigan	\$ 314,579,527
California	\$ 170,695,672
Georgia	\$ 119,684,912
Pennsylvania	\$ 115,878,132
Tennessee	\$ 98,391,404
New York	\$ 84,661,430
Maryland	\$ 83,358,370

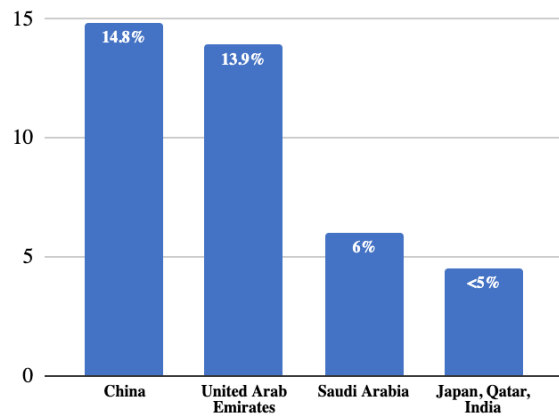


Created with mapchart.net

TOP IMPORT SECTORS FROM THE USA

Oil & Gas	\$ 607,932,252
Food & Kindred Products	\$ 270,504,221
Agricultural Products	\$ 42,902,710
Textiles & Fabrics	\$ 10,413,664
Beverages & Tobacco Products	\$ 2,362,896
Products Supporting Agriculture And Forestry	\$ 2,088,308
Livestock & Livestock Products	\$ 1,289,796
Minerals & Ores	\$ 1,012,823
Fish, Fresh/chilled/frozen & Other Marine Products	\$ 826,238
Forestry Products, Nesoi	\$ 3,298

Kuwait's Main Import Partners



The data in this publication are drawn from the U.S. Bureau of the Census using the latest U.S. export information (February 2023). Export numbers may understate total U.S. exports because country-specific information for some products (e.g., mining, forestry, fishing, and waste and scrap) is not available.



NATIONAL U.S.-ARAB CHAMBER OF COMMERCE

غرفة التجارة الأمريكية العربية الوطنية

WASHINGTON D.C. (HEADQUARTERS) • LOS ANGELES • NEW YORK
1025 CONNECTICUT AVENUE, NW • SUITE 1000 • WASHINGTON D.C. 20036
TEL: (202) 289-5920 • WWW.NUSACC.ORG