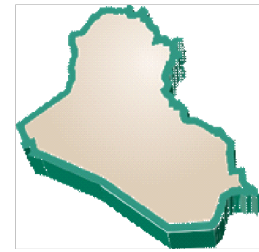


2022 Data



Iraq

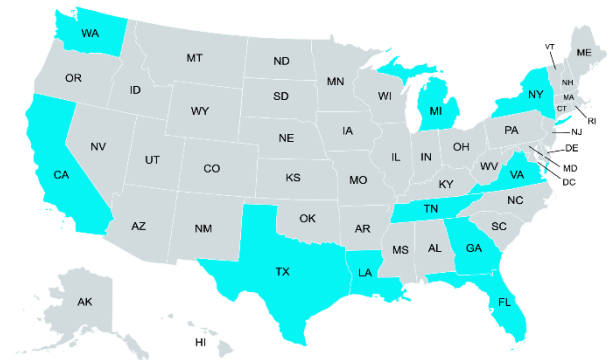


2022 Ranking: 11th Largest Export Market in MENA for U.S. Goods

Reflecting the continued conflict in Iraq, in 2022 there was an 18% increase in exports from U.S. states to Iraq since 2021. Iraq's top imported sectors were Food & Kindred Products, Agricultural Products, Textiles & Fabrics, and Beverages & Tobacco Products.

TOP 10 U.S. STATES EXPORTING TO IRAQ

State	Exports to Iraq
All States	\$ 949,851,908
Texas	\$ 236,438,906
Louisiana	\$ 89,195,252
New York	\$ 82,231,593
Georgia	\$ 78,543,906
Virginia	\$ 60,320,164
California	\$ 53,319,431
Florida	\$ 51,983,227
Washington	\$ 24,660,736
Michigan	\$ 24,206,659
Tennessee	\$ 20,451,625

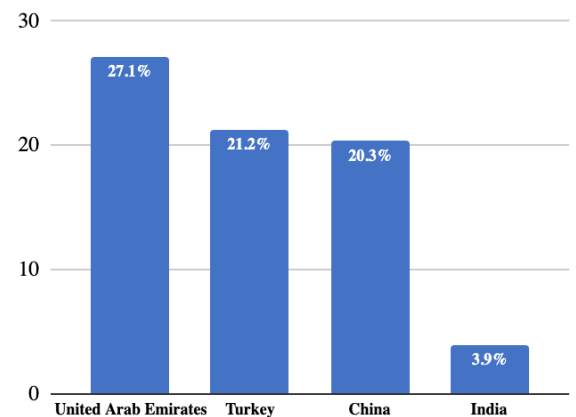


Created with mapchart.net

TOP IMPORT SECTORS FROM THE USA

Food & Kindred Products	\$ 86,121,482
Agricultural Products	\$ 84,152,263
Textiles & Fabrics	\$ 1,897,800
Beverages & Tobacco Products	\$ 1,042,018
Minerals & Ores	\$ 114,047
Livestock & Livestock Products	\$ 99,318
Fish, Fresh/chilled/frozen & Other Marine Products	\$ 28,735

Iraq's Main Import Partners



The data in this publication are drawn from the U.S. Bureau of the Census using the latest U.S. export information (February 2023). Export numbers may understate total U.S. exports because country-specific information for some products (e.g., mining, forestry, fishing, and waste and scrap) is not available.



NATIONAL U.S.-ARAB CHAMBER OF COMMERCE

غرفة التجارة الأمريكية العربية الوطنية

WASHINGTON D.C. (HEADQUARTERS) • LOS ANGELES • NEW YORK
1025 CONNECTICUT AVENUE, NW • SUITE 1000 • WASHINGTON D.C. 20036
TEL: (202) 289-5920 • WWW.NUSACC.ORG